

Atomic Structure

Steps to follow-

1. Press the Atomic Structure button.
2. The name of first ten element from the periodic table will be visible. Select one element to observe its atomic structure.
3. The camera of the phone will open after selecting the element.
4. Please hold the camera on top of the image target.
5. The animated atomic structure with electron, proton and neutron of the selected element will be visible.

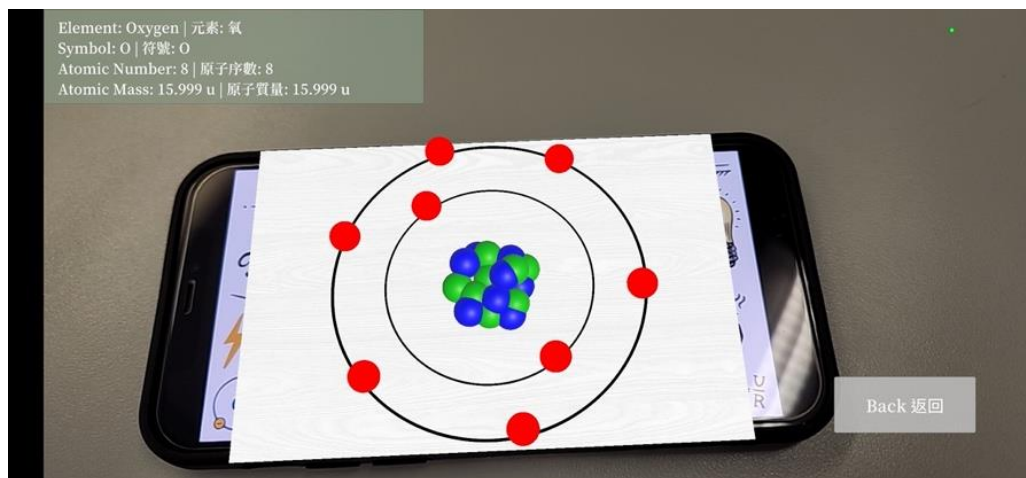
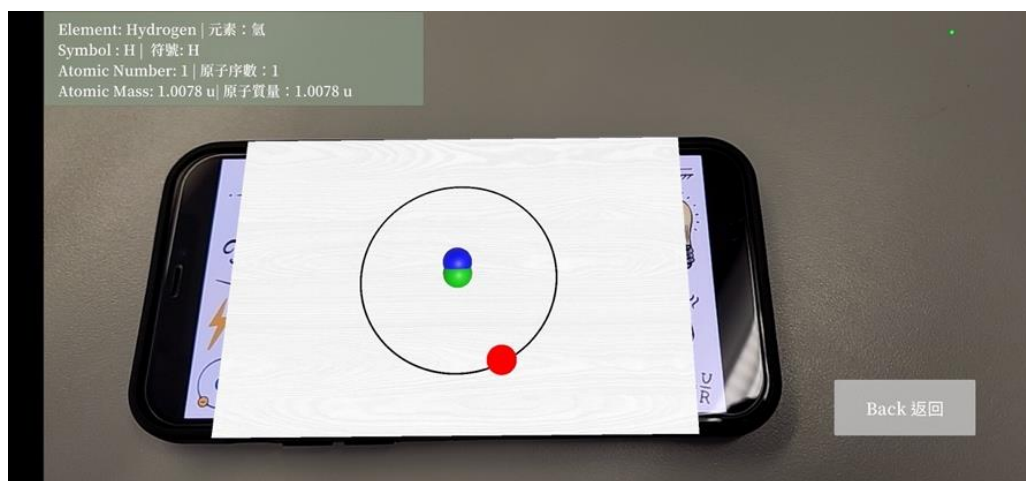
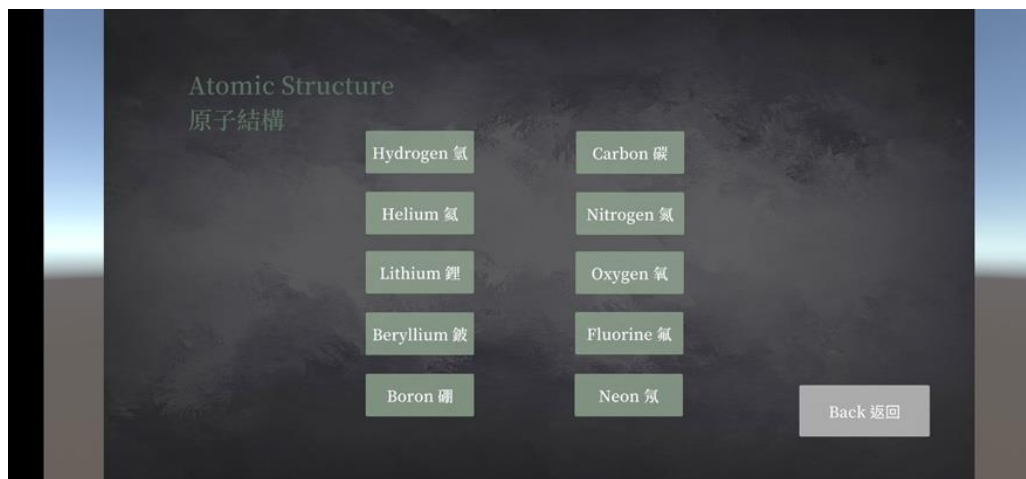


Fig. Screenshots from the topic “Atomic Structure” 圖：「原子結構」截圖

原子結構

步驟：

1. 按「原子結構」按鈕。
2. 螢幕將顯示元素週期表前十個元素的名稱，選擇一種元素觀察其原子結構。
3. 選擇元素後，手機的相機鏡頭將會打開。
4. 將相機放在目標圖片上。
5. 螢幕將顯示所選元素的電子、質子和中子的原子結構動畫。